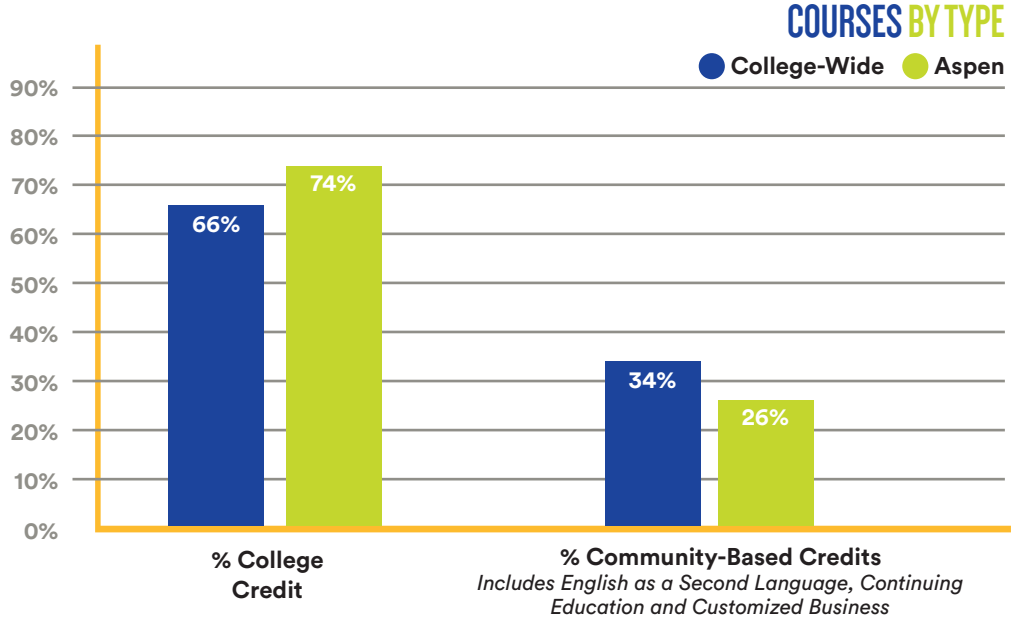




THIS INFORMATION IS USED TO IDENTIFY TRENDS FOR COLORADO MOUNTAIN COLLEGE.



FULL-TIME FACULTY 115

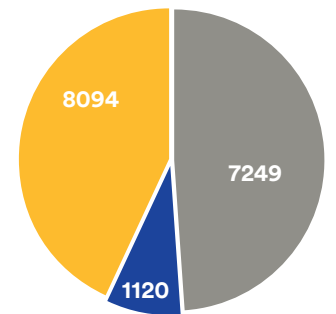

PART-TIME FACULTY 537

FULL-TIME STAFF 300

PART-TIME STAFF 250

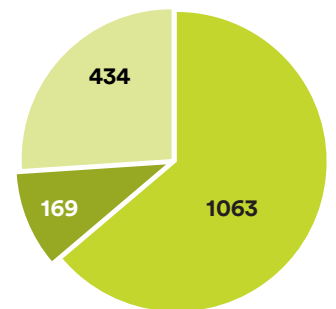


COLLEGE-WIDE STUDENT/FACULTY RATIO (13:1)



College-Wide = 16,463

● Credit Only ● Both ● Non-Credit Only

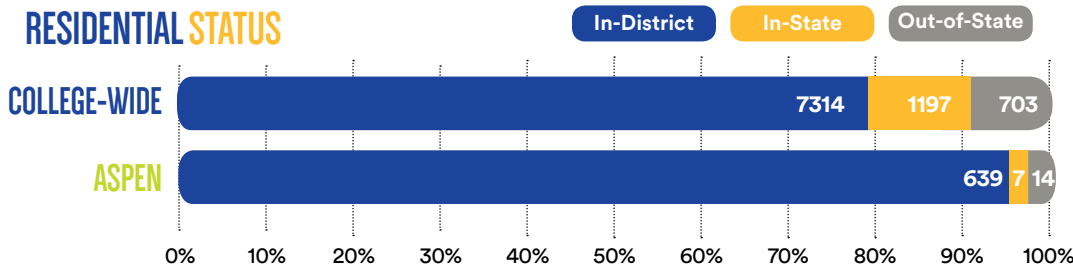


Aspen = 1,666

● Credit Only ● Both ● Non-Credit Only

NUMBER OF STUDENTS BY CREDIT TYPE

RESIDENTIAL STATUS



% OF ALL STUDENTS

14%

1317

HIGH SCHOOL STUDENTS CONCURRENTLY ENROLLED IN CMC CREDIT COURSES

8%

46

● College-Wide


● Aspen

“CMC OFFERS STUDENTS THE CHOICE TO LIVE, WORK, LEARN AND CONTRIBUTE TO THE VITALITY OF OUR BEAUTIFUL ROCKY MOUNTAIN COMMUNITIES. IT IS POSITIONED TO INNOVATE AND SERVE STUDENTS LIKE FEW OTHER INSTITUTIONS.”

- Dr. Carrie Besnette Hauser, CMC President & CEO

3rd MOST AFFORDABLE PUBLIC FOUR-YEAR DEGREE IN THE COUNTRY

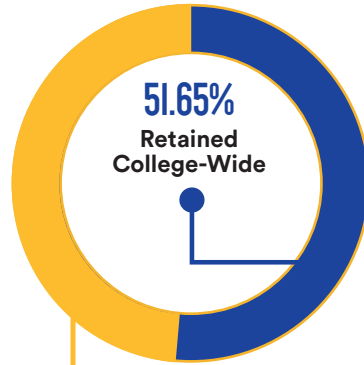
*based on 2015 IPEDS Institutional Characteristics data

40%  **TRANSFER RATE** to another institution (College-Wide)




*2015 IPEDS cohort

RETENTION FA15 TO FA16

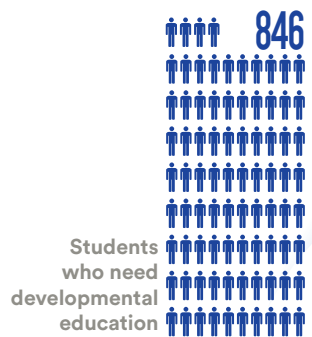
First time, full-time degree-seeking students



College-Wide = **395 STUDENTS**

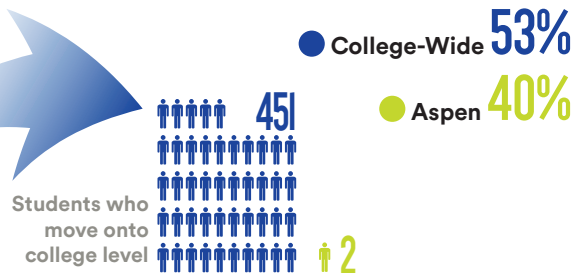
	College-Wide	Aspen
 BACHELOR / 130		3
 ASSOCIATE / 509		7
 CERTIFICATE / 560		33

NUMBER OF GRADUATES (Highest Degree Only)



DEVELOPMENTAL EDUCATION (MATH AND ENGLISH)

% to College Level within a year *Fall 15 Students only



SNAPSHOT /

COLLEGE-WIDE

ASPEN

	COLLEGE-WIDE		ASPEN	
	CREDIT	NON-CREDIT	CREDIT	NON-CREDIT
GENDER				
Female	55.42%	63.58%	67.33%	69.72%
Male	44.58%	34.05%	32.67%	30.28%
Undisclosed	--	2.37%	--	--
ETHNICITY				
Hispanic	16.38%	17.40%	11.94%	18.34%
US Minorities	5.25%	2.62%	5.80%	3.73%
Undisclosed	12.06%	26.42%	11.28%	23.54%
White	66.31%	53.55%	70.98%	54.38%
TOTAL	8079	8356	603	1232

% OF STUDENTS RECEIVING FINANCIAL AID

% Degree Students with At Least 6 Credits who were awarded Need-Based Aid

